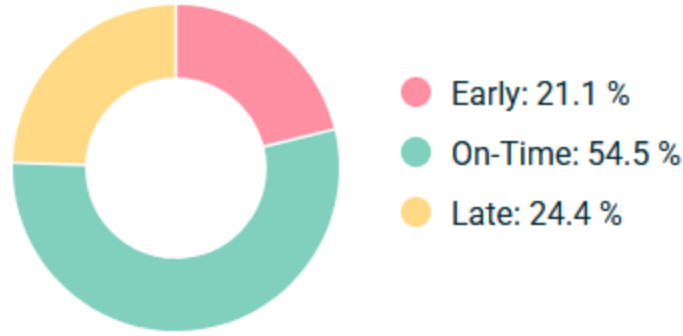


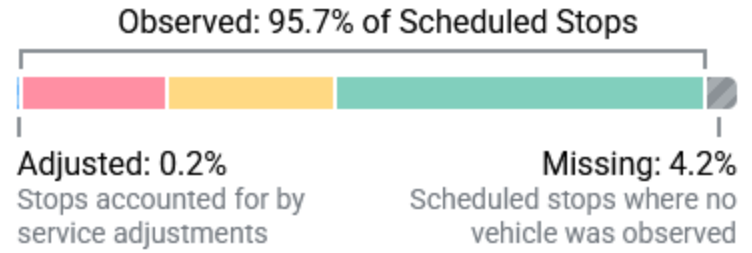
# Summary

Performance of 18,203 stops observed on 4 routes

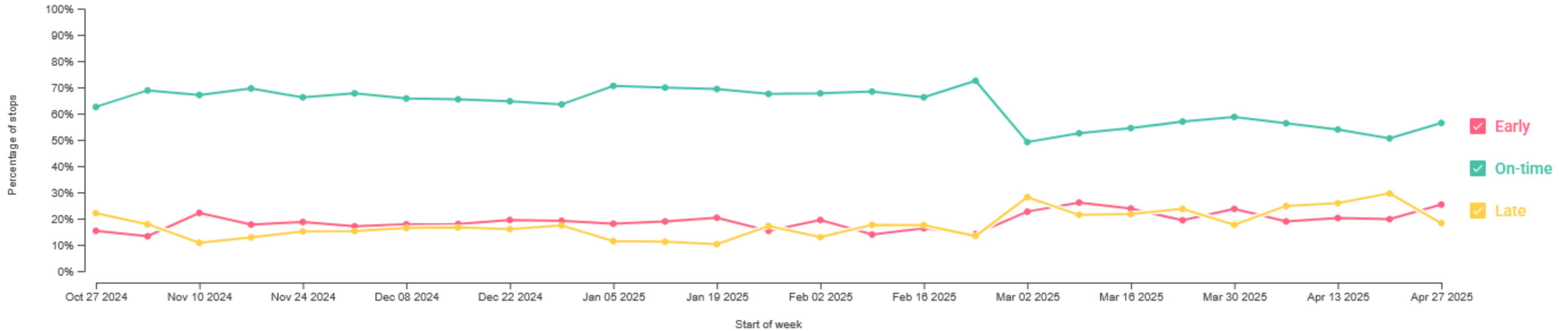


# Data Completeness

Share of scheduled stops where an assigned vehicle was observed in real-time location data



# On-Time Performance Over Time



# Overview for All Routes

Sorting:

Route Order

%

#



All

Early

On-Time

Late

Groveland - Route Groveland Columbia Express

47.5%

51.1%

R1 - Route 1

27.5%

47.6%

25.0%

R2 - Route 2

10.0%

53.8%

36.2%

R3 - 3 Jamestown

26.7%

63.6%

9.7%

0

10

20

30

40

50

60

70

80

90

100

% Stops