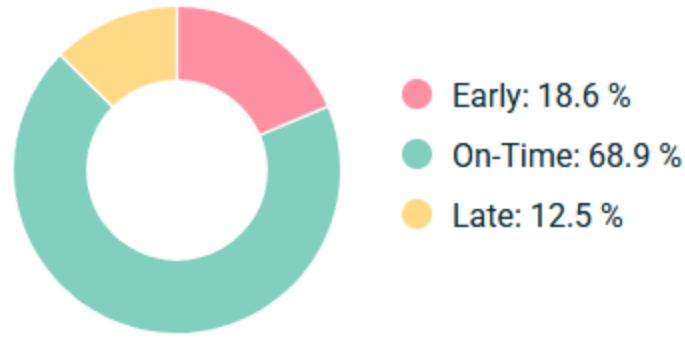


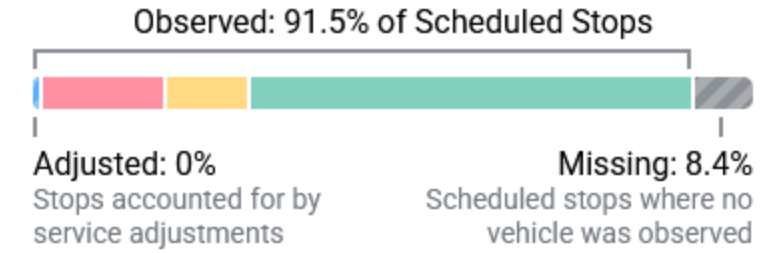
Summary

Performance of 12,148 stops observed on 3 routes

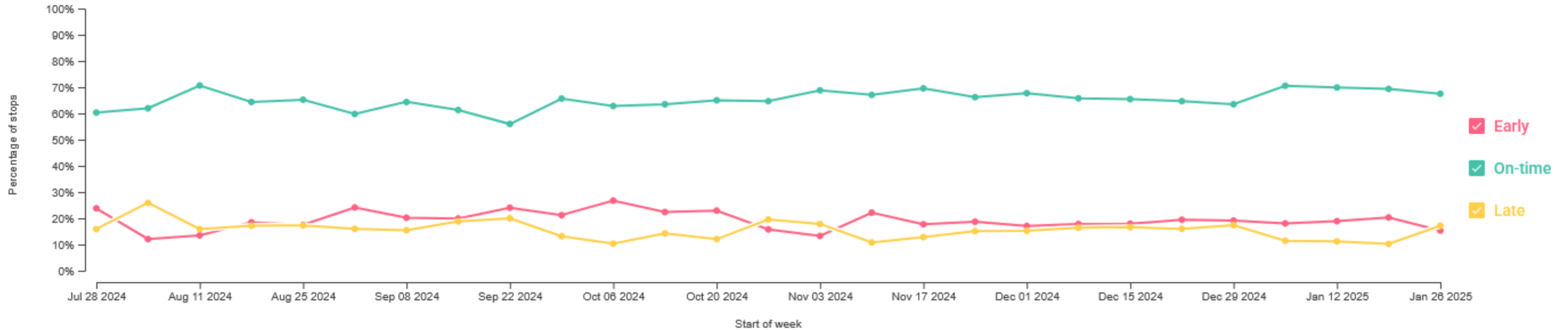


Data Completeness

Share of scheduled stops where an assigned vehicle was observed in real-time location data



On-Time Performance Over Time



Overview for All Routes

Sorting:

Route Order

%

#



All

Early

On-Time

Late

Groveland Route - Groveland Columbia Express

6.4%

56.9%

36.7%

R1 - Route 1

24.5%

62.3%

13.2%

R2 - Route 2

13.1%

75.6%

11.3%

0

10

20

30

40

50

60

70

80

90

100

% Stops