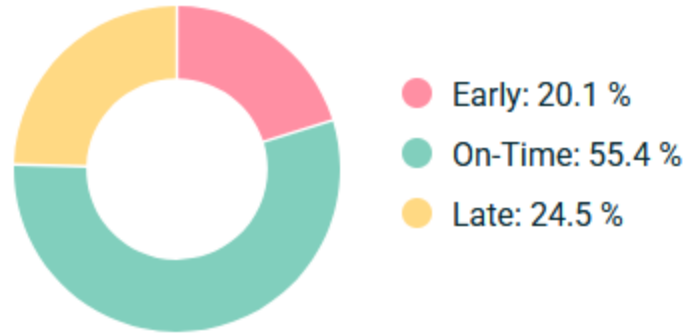


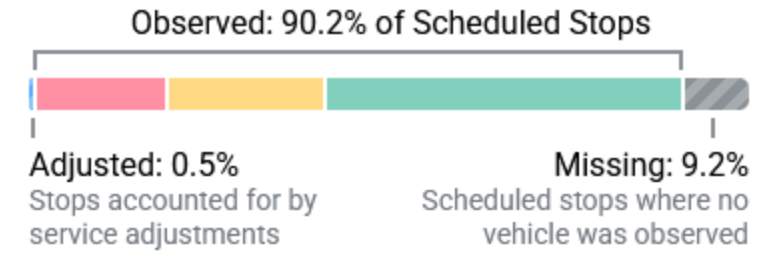
Summary

Performance of 17,174 stops observed on 4 routes

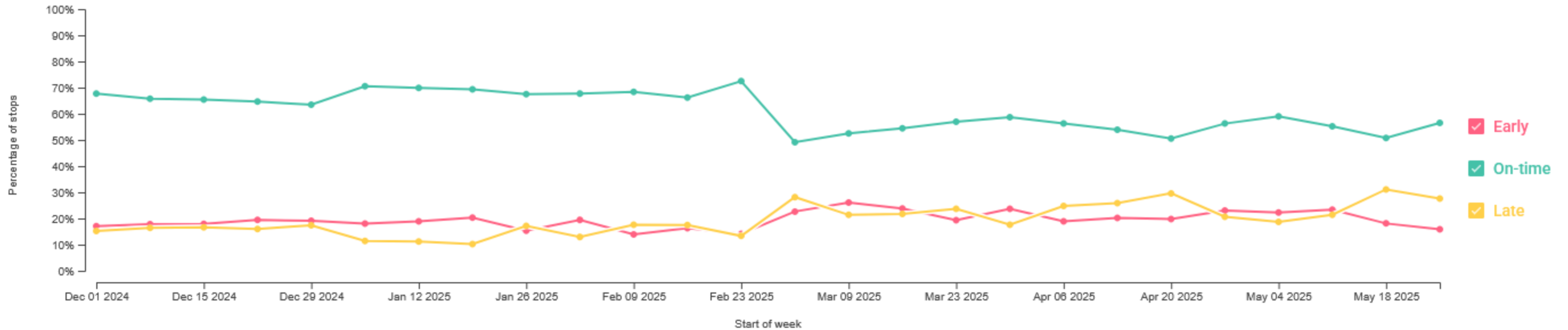


Data Completeness

Share of scheduled stops where an assigned vehicle was observed in real-time location data



On-Time Performance Over Time



Overview for All Routes

Sorting:

Route Order

%

#



All

Early

On-Time

Late

Groveland - Route Groveland Columbia Express

42.1%

56.4%

R1 - Route 1

26.0%

51.0%

23.0%

R2 - Route 2

9.2%

53.8%

37.1%

R3 - 3 Jamestown

27.0%

63.0%

10.1%

0

10

20

30

40

50

60

70

80

90

100

% Stops