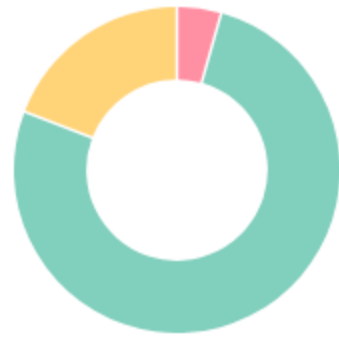


# Summary

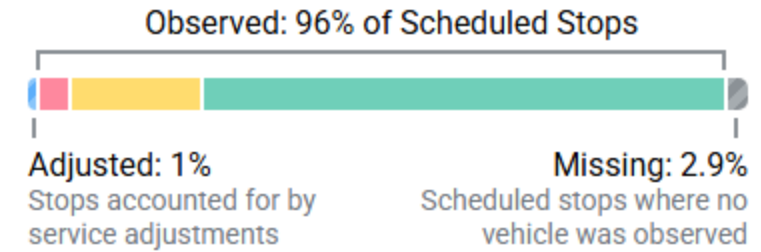
Performance of 5,636 stops observed on 4 routes



- Early: 4.2 %
- On-Time: 76.7 %
- Late: 19.1 %

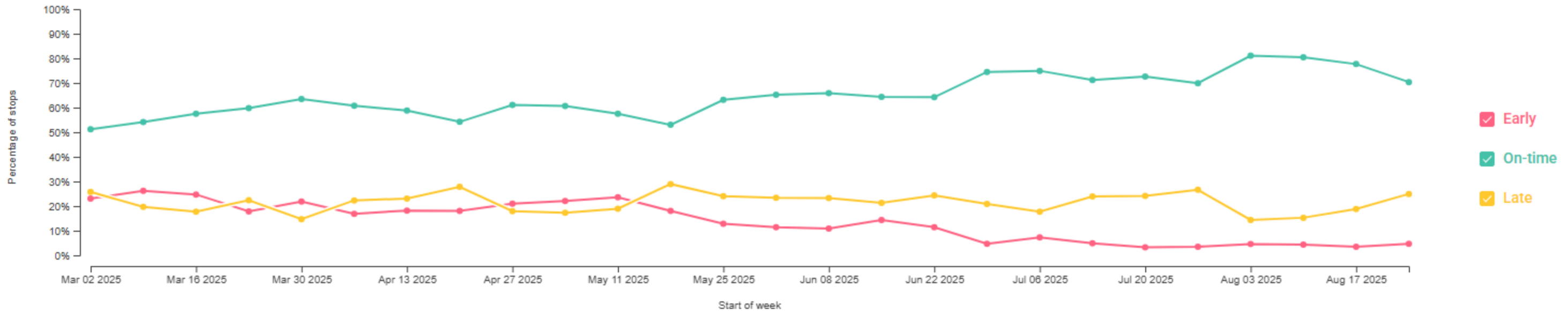
# Data Completeness

Share of scheduled stops where an assigned vehicle was observed in real-time location data



# On-Time Performance Over Time

% #



# Overview for All Routes

Sorting:

Route Order

%

#



All

Early

On-Time

Late

