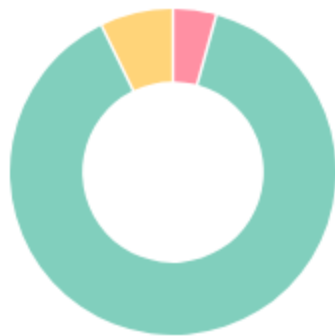


Summary

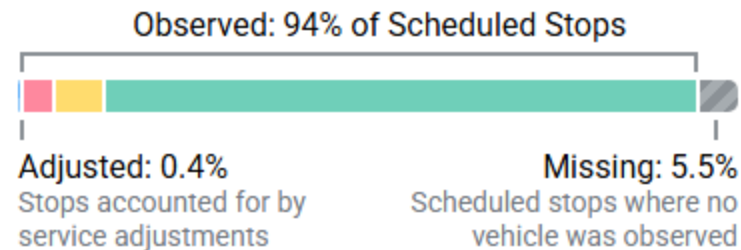
Performance of 5,244 stops observed on 4 routes



- Early: 4.1 %
- On-Time: 88.9 %
- Late: 7.0 %

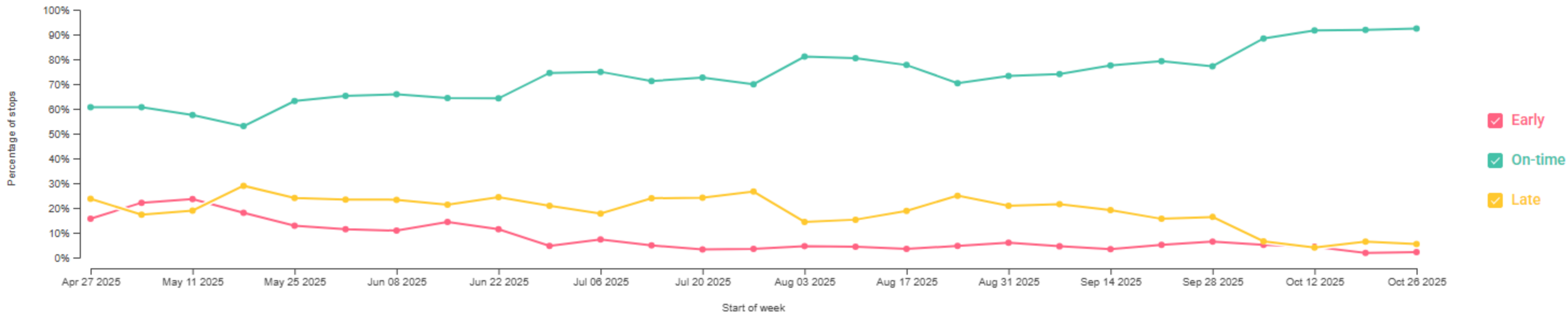
Data Completeness

Share of scheduled stops where an assigned vehicle was observed in real-time location data



On-Time Performance Over Time

% #



Overview for All Routes

Sorting:

Route Order

%

#



All

Early

On-Time

Late

